

# Different ways to support your child through the EYFS



# Enjoyment and fun is the key to learning

- Making activities fun is essential.
- Children need to think that they are playing.
- Activities only need to be simple at this stage.


Bored!



Having  
fun!



There are many games and activities on the market but you don't need to spend a fortune.



Children love the ones you make up and will enjoy doing them with you.

# Simple ideas for Numeracy

## Counting

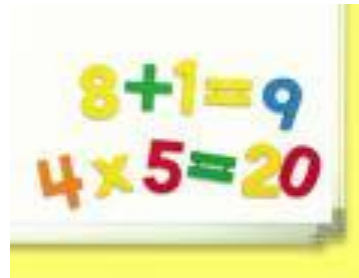
- Counting cars when walking home
- Counting cutlery when setting the table
- Asking your child to tidy up 10 toys
- Collecting 20 leaves/ stones
- Jumping in 3 puddles
- Hiding teddy bears- can they find 6?



# Simple ideas for Numeracy

## Recognising numbers

- Looking at numbers when out and about (car number plates)
- Making a number with shells/ stones
- Jumping on to numbers like hop scotch




- Magnetic numbers on the fridge
- Looking at prices when shopping
- Make play dough numbers



# Simple ideas for Numeracy

## Writing numbers

- Chalking on the ground outside
- Water bottles - squirt the number
- Crayons in the bath
- Tracing over numbers
- Writing in the air with a magic finger
- Sticking or shaping wool/string
- Writing the number in sand
- Painting numbers



# Simple ideas for Literacy

## Recognising sounds

- Practice the sounds each evening
- Have races to see how many they can do in 20 seconds
- Show the child the sound and see if they can name it.
- Lay sounds on the floor and encourage them to jump on the one you have said.
- Play hide and seek sounds
- Encourage the child to say the initial sound of a word.



# Simple ideas for Literacy

## Writing sounds



- Encourage the child to write as much as possible
- They can help with the shopping list
- Label items in the cupboard
- Write the sounds on paper to play hide and seek
- Allow the child to use different writing equipment such as pens, pencils, crayons, felt tips, chalk etc
- Always praise the child for having ago even if they have done it wrong





# Simple ideas for Literacy

## Blending sounds

- Allow the child time to look carefully at the whole word
- Encourage them to sound each letter
- Clearly, build the sounds together and then say them a little faster so that the whole word can be heard

c      a      t       $\longrightarrow$       c      a      t       $\longrightarrow$       cat

Try and read regularly with your child and they will soon start to recognise and blend words they see in the book.

# Phonics Book


This will come home next week and needs to be returned on a Monday.



S S S S S S S







S S S S S S S



S S S S S S S

## Extension activity

Encourage your child to name the pictures and then tell you the sound that it starts with. Cut out each picture and stick it in their book. The children should then write the letter to match the picture. They could even try and write the full word or any sounds that they can hear by listening to the word being said to them.



# Simple ideas for Physical Development



## Gross Motor Skills

- Set up an obstacle course at home – can your child carefully negotiate the space and move around it successfully?
- Set up empty bottles or containers as bowling pins and let your child use a soft ball to bowl
- Blow bubbles allowing your child to chase and pop them
- Invent some silly walks with your child – jump like a bunny, run like a cheetah, flap like a bird or waddle like a penguin
- Practising aiming, throwing, catching and bouncing a ball (different sizes)
- Use a paint brush and bucket of water to paint the wall
- Use large chalks to draw and write outside
- Jumping up/down steps
- Walk along chalked lines outside with one foot behind the other





# Simple ideas for Physical Development

## Fine Motor Skills



- Completing a jigsaw puzzle and slotting all the pieces together
- Assembling construction materials such as Duplo and building blocks
- Doing up different sized buttons/having a go at tying shoe laces
- Using scissors to cut along different lines
- Stacking objects so that they don't fall
- Picking up small items/sorting items – paper clips, buttons, chopped vegetables, coloured counters
- Using cutlery correctly during meals times (also supports coordination)
- Thread buttons, cotton reels or beads onto string
- Manipulate play dough to make different shapes
- Pouring water or sand between containers



# Basic skills which can be practised daily at home

- Putting on a coat
- Fastening a coat
- Using a knife and fork
- Putting on shoes and fastening them
- Dressing and undressing including turning clothes the correct way.
- Able to be fully reliant at toileting
- Being able to recognise their name

# Other Information

- Pupil Premium
- PTA
- Influenza vaccination consent
- Newsletter
- Photos of your house
- Information packs