


Artistic Rabbits






This term we have been learning how to create portraits.

We started off by drawing our own self-portraits. Then we learnt about positioning features appropriately. We looked at where our ears, eyes, nose and mouth needed to go.

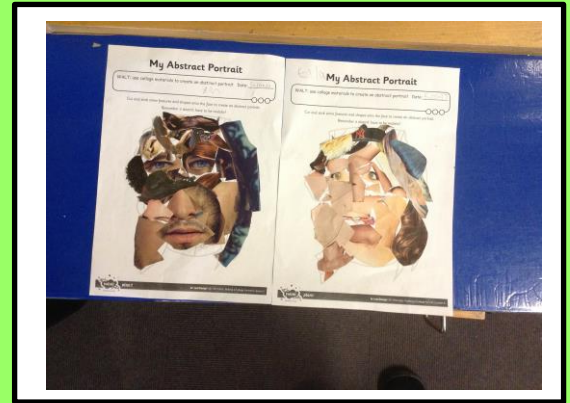
We had to look carefully to check the colours matched the colour of our hair and eyes.



Then we looked at the artwork created by Picasso. He used colours to show emotions in the portraits. He used lots of blue to create sadness and yellows and oranges to show happiness.



Today we moved on to another style which Picasso used- abstract art. We had so much fun cutting up old magazines to create some abstract portraits. They all looked very strange!



Over the next few weeks we will look into using pop art to create portraits. Then during our final week we will create our own self-portraits using the styles we have been learning about.

We are Picasso artists in the making!